

You have a **basic account**.

To remove the limits of a basic account, including unlimited questions, [upgrade now!](#)

survey title:

SWE-PPS Member Survey [Edit Title](#)

[design survey](#)

[collect responses](#)

[analyze results](#)

- [View Summary](#)
- [Browse Responses](#)
- [Filter Responses](#)
- [Download Responses](#)
- [Share Responses](#)

current report: [Add Report](#)



Response Summary

Total Started Survey: 14
Total Completed Survey: 14 (100%)

Page: **SWE-PPS Member Survey**

1. Why are you a member of SWE?

	Response Percent	Response Count
Networking	57.1%	8
Friendship	42.9%	6
Professional development	50.0%	7
Support group	7.1%	1
To mentor other female engineers	14.3%	2
To be mentored	14.3%	2
To develop professional skills	0.0%	0
To develop engineering skills	0.0%	0
To encourage female college students to pursue engineering	42.9%	6
To encourage female K-12 students to pursue engineering	50.0%	7
Altruistic reasons	7.1%	1
Carry over from college	21.4%	3
For professional contacts	57.1%	8
To stay informed	35.7%	5
For the membership card	7.1%	1
For the publications	0.0%	0
view Other (please specify)	21.4%	3
<i>answered question</i>		14
<i>skipped question</i>		0

2. What meeting times are best for you?

	Any weekday	Monday	Tuesday	Wednesday	Thursday	Friday	Saturday	Sunday	Response Count

Lunch time (11:30-1:30)	80.0% (4)	0.0% (0)	0.0% (0)	20.0% (1)	0.0% (0)	0.0% (0)	0.0% (0)	0.0% (0)	5
Immediately following work (5:30)	77.8% (7)	11.1% (1)	0.0% (0)	11.1% (1)	0.0% (0)	0.0% (0)	0.0% (0)	0.0% (0)	9
Evening (7:00)	66.7% (2)	0.0% (0)	0.0% (0)	0.0% (0)	0.0% (0)	33.3% (1)	0.0% (0)	0.0% (0)	3
Morning	0.0% (0)	0.0% (0)	0.0% (0)	0.0% (0)	0.0% (0)	50.0% (1)	50.0% (1)	0.0% (0)	2
Afternoon	0.0% (0)	0.0% (0)	0.0% (0)	0.0% (0)	0.0% (0)	0.0% (0)	0.0% (0)	0.0% (0)	0
Add comments here									0
answered question									14
skipped question									0

3. Where would you like to attend SWE meetings?











		Response Percent	Response Count
North (north of Garden of the Gods)		46.2%	6
Downtown/Central		38.5%	5
East (east of Academy)		7.7%	1
South (south of Las Vegas)		7.7%	1
West (west of I-25)		0.0%	0
Please add comments here.			1
answered question			13
skipped question			1

4. What activities would you be interested in attending in the next 12 months?

		Response Percent	Response Count
Networking happy hour		53.8%	7
Career guidance opportunities		23.1%	3
Introduce A Girl to Engineering Day activity		46.2%	6
Cool Science volunteer opportunities		30.8%	4
Mentoring with students at UCCS		46.2%	6
Mentoring with students at USAFA		15.4%	2
Mentoring with students at Colorado College		38.5%	5
Professional development speaker		76.9%	10
Please add your ideas here.			2

	<i>answered question</i>	13
	<i>skipped question</i>	1

5. How would you be interested in participating in SWE during the upcoming year?

		Response Percent	Response Count
Executive Board		20.0%	2
Scholarship Committee		10.0%	1
Host a meeting		30.0%	3
Host an event		40.0%	4
Mentor a college student		40.0%	4
Participate in career guidance opportunities		20.0%	2
Contribute to the newsletter		20.0%	2
Bring a friend to a SWE-PPS event		20.0%	2
Solicit a scholarship donation from your employer		20.0%	2
Other		20.0%	2
Please contact me (enter email address)		0.0%	0
		<i>answered question</i>	10
		<i>skipped question</i>	4

[We're Hiring!](#) [Anti-Spam Policy](#) [Terms of Use](#) [Privacy Statement](#) [Opt Out/Opt In](#) [Contact Us](#)

Copyright ©1999-2008 SurveyMonkey.com. All Rights Reserved. No portion of this site may be copied without the express written consent of SurveyMonkey.com.